

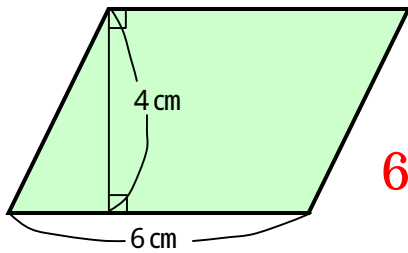
面積

平行四辺形の面積

年 組 番

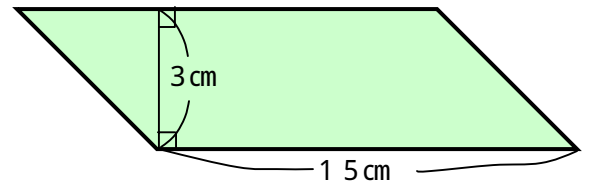
名前

次の平行四辺形の面積を求めましょう。



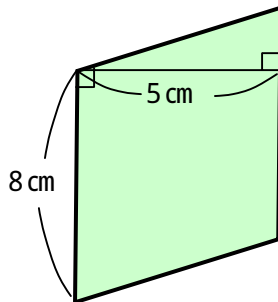
$$6 \times 4 = 24$$

$$\underline{24 \text{ cm}^2}$$



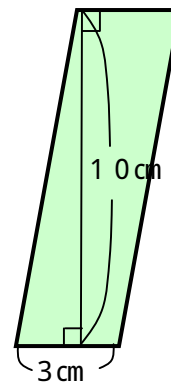
$$3 \times 15 = 45$$

$$\underline{45 \text{ cm}^2}$$



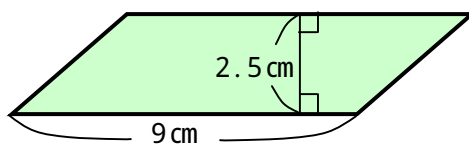
$$8 \times 5 = 40$$

$$\underline{40 \text{ cm}^2}$$



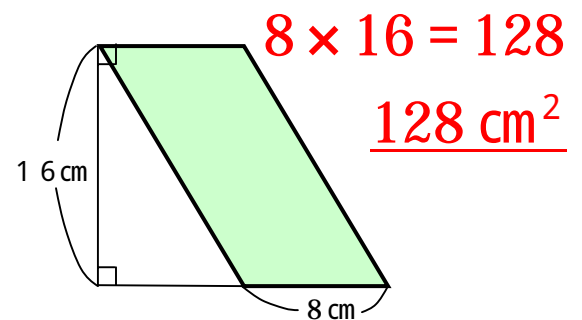
$$3 \times 10 = 30$$

$$\underline{30 \text{ cm}^2}$$



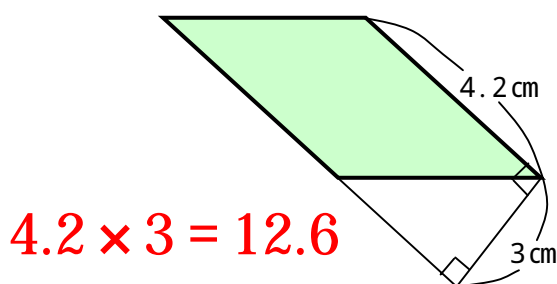
$$9 \times 2.5 = 22.5$$

$$\underline{22.5 \text{ cm}^2}$$



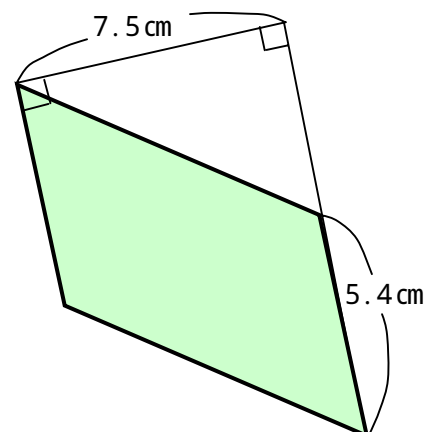
$$8 \times 16 = 128$$

$$\underline{128 \text{ cm}^2}$$



$$4.2 \times 3 = 12.6$$

$$\underline{12.6 \text{ cm}^2}$$



$$5.4 \times 7.5 = 40.5$$

$$\underline{40.5 \text{ cm}^2}$$